



Monthly Factsheet September 2013



Mutual Fund investments are subject to market risks,
read all scheme related documents carefully.

IIFL Nifty ETF

An Open-ended Index Exchange Traded Fund



High Risk (Brown)



The product is suitable for investors who are seeking:

- Returns that closely correspond to the total return of the CNX Nifty Index over long term
- Investment in Equity Securities comprising CNX Nifty Index

(*Investors should consult their financial advisers if in doubt about whether the product is suitable for them.)

Note: Risk is represented in following colours:

(BLUE) investors understand that their principal will be at low risk	(YELLOW) investors understand that their principal will be at medium risk	(BROWN) investors understand that their principal will be at high risk
--	---	--

Scheme Details

NAV (30-09-2013)	: ₹587.2085
Date of allotment	: October 18, 2011
Net AUM	: ₹866Lakhs

Ongoing Subscription / Redemption :

On Exchange - In round lot of 1 unit and multiple thereof.

Directly with Fund - In creation unit size (i.e. 5000 units) & multiple thereof.

Dematerialization: Units Available in D-mat form only.

Load Structure :

Entry Load: Nil; **Exit Load:** Nil

Plans / Options offered : Growth option only

Indicative Intraday NAV : www.iiflmutfund.com

Total Expense Ratio : 0.25% p.a.

Portfolio Turnover Ratio# : 0.12

Tracking Error : 0.10% p.a.

Standard deviation : 12.33 % Annualised

Beta# : 1.02

Sharpe Ratio* : 0.23 Annualized

Based on 1 Year monthly data history.

*Risk free returns based on 365-days-T-bill cut-off of ₹9.20 as on September 30,2013

NSE symbol : IIFLNIFTY

ISIN : INF579M01019

Bloomberg code : IIFLNFT IS

Reuters code : IITF.NS

Exchange Listed : NSE

About the Scheme

Objective: The investment objective of the scheme is to provide returns (before fees and expenses) that closely correspond to the total return of the CNX Nifty Index, subject to tracking errors. However, there can be no assurance or guarantee that the investment objective of the Scheme will be achieved.

Benchmark: CNX Nifty Index

Fund Manager: Mr. Manish Bandi (B.Sc.CA), aged 35 years, with 13 years of experience in the financial services industry.

Mr. Bandi has been managing the current fund since its inception.

Top 10 Holdings as on September 30, 2013

Name of Instrument	Industry	% to Net Assets
ITC Ltd.	Consumer Non Durables	9.99%
Infosys Ltd.	Software	7.75%
Reliance Industries Ltd.	Petroleum Products	7.21%
HDFC Ltd.	Finance	6.35%
HDFC Bank Ltd.	Banks	5.84%
ICICI Bank Ltd.	Banks	5.44%
Tata Consultancy Services Ltd.	Software	5.24%
Larsen & Toubro Ltd.	Construction Project	3.42%
Tata Motors Ltd.	Auto	3.19%
Oil & Natural Gas Corporation Ltd.	Oil	2.53%
Top 10 Equity Holding		56.96%
Total Equity Holding		99.68%
Net Cash & Cash Equivalent		0.32%

Scheme Performance

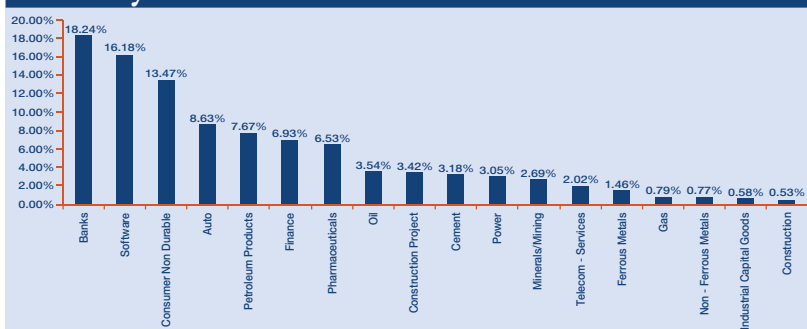
Particulars	September 28,2012 to September 30, 2013	CAGR since inception	Current Value of Standard Investment if ₹10,000 was invested on inception date
IIFL Nifty ETF	1.86%	8.15%	11657
Benchmark*	0.56%	6.86%	11385
Additional Benchmark**	3.29%	8.01%	11626

* S&P CNX Nifty ** BSE Sensex

Return as on September 30, 2013

Past performance may or may not be sustained in future.

Industry Allocations*



*Industry allocations as per AMFI classifications.

Mutual Fund investments are subject to market risks, read all scheme related documents carefully.

IIFL Dividend Opportunities Index Fund

An Open-ended Index Fund



High Risk (Brown)



The product is suitable for investors who are seeking:

- Returns that closely correspond to the total return of the CNX Dividend Opportunities Index over long term
- Investment in Equity Securities comprising CNX Dividend Opportunities Index

(*Investors should consult their financial advisers if in doubt about whether the product is suitable for them.)

Scheme Details

NAV (30-09-2013) :

Regular Plan Growth option : ₹10.1889

Regular Plan Dividend option : ₹10.1889

Direct Plan Growth option : ₹10.2284

Direct Plan Dividend option : ₹10.2284

Date of allotment

? Regular Plan : June 26, 2012

? Direct Plan : January 2, 2013

Net AUM : ₹2515 Lakhs

Dematerialization : D-mat option available

Load Structure:

Entry Load: Nil;

Exit Load :1% for exit (repurchase/switch-out/SWP/STP) on or before 1 year from the date of allotment of units.

Exit Load (For SIP): 1% for exit (repurchase / switch-out/SWP/STP) on or before 1 year from the date of allotment of each instalment.

Minimum Application Amount :

₹5000 and in multiples of ₹100 thereafter.

Additional purchase: ₹1000 and in multiples of ₹100 thereafter.

Monthly SIP option: ₹1000 per month for a minimum period of six months.

Quarterly SIP option: ₹1500 per quarter for a minimum period of 4 quarters.

Plans offered : Regular plan & Direct plan.

Options offered : Growth & Dividend option.

Portfolio Turnover Ratio# : 0.58

Tracking Error : 0.36% p.a.

Total Expense Ratio :

Regular Plan : 1.70% p.a.

Direct Plan : 0.90% p.a.

Standard deviation : 17.91% Annualised

Beta# : 0.98

Sharpe Ratio* : -0.23 Annualized

Based on 1 Year monthly data history.

*Risk free returns based on 365-days-T-bill cut-off of ₹9.20 as on September 30,2013.

Bloomberg code : IDVOIRG IN

About the Scheme

Objective: The investment objective of the scheme is to provide returns (before fees and expenses) that closely correspond to the total return of the CNX Dividend Opportunities Index, subject to tracking errors. However, there can be no assurance or guarantee that the investment objective of the Scheme would be achieved.

Benchmark: CNX Dividend Opportunities Index

Fund Manager: Mr. Manish Bandi (B.Sc. CA), aged 35 years with 13 years of experience in the financial services industry.

Mr. Bandi has been managing the current fund since its inception.

Top 10 Holdings as on September 30, 2013

Name of Instrument	Industry	% to Net Assets
Hindustan Unilever Ltd.	Consumer Non Durables	8.06%
Bajaj Auto Ltd.	Auto	8.06%
NTPC Ltd.	Power	7.96%
ITC Ltd.	Consumer Non Durables	7.88%
Oil & Natural Gas Corporation Ltd.	Oil	7.82%
Hero MotoCorp Ltd.	Auto	6.91%
ACC Ltd.	Cement	3.74%
GlaxoSmithKline Pharmaceuticals Ltd.	Pharmaceuticals	3.72%
Bank of Baroda	Banks	3.34%
Colgate Palmolive (India) Ltd.	Consumer Non Durables	2.98%
Top 10 Equity Holding		60.47%
Total Equity Holding		99.73%
Net Cash & Cash Equivalent		0.27%

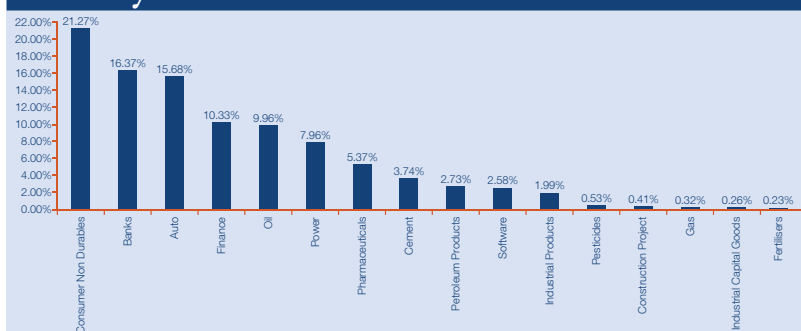
Scheme Performance

Particulars	September 28,2012 to September 30, 2013	CAGR since inception	Current Value of Standard Investment If ₹10,000 was Invested on Inception date
IIFL Div. Opp. Fund #	-6.93%	1.49%	10189
Benchmark*	-8.11%	0.05%	10007
Additional Benchmark**	0.56%	9.37%	11200

IIFL Dividend Opportunities Index Fund * CNX Dividend Opportunities Index ** CNX Nifty

Past performance may or may not be sustained in future. Return as on September 30, 2013 Performance is of Regular Plan.

Industry Allocations*



Mutual Fund investments are subject to market risks, read all scheme related documents carefully.

IIFL Dynamic Bond Fund

An Open ended Income Scheme



Low Risk (Blue)



The product is suitable for investors who are seeking:

- Income and long term gains
- Investment in a range of debt and money market instruments of various maturities

(*Investors should consult their financial advisers if in doubt about whether the product is suitable for them.)

Scheme Details

NAV (30-09-2013) :

Regular Plan Growth : ₹9.4935

Regular Plan Bonus : ₹9.4935

Direct Plan Growth : ₹9.5064

Dividend option	Regular Plan	Direct Plan
Monthly	₹9.4935	₹9.5064
Quarterly	₹9.4935	-
Half yearly	₹9.4935	₹9.5064

Date of allotment : June 24, 2013

Net AUM : ₹3241 Lakhs

Dematerialization : D-mat option available

Load Structure :

Entry Load : Nil,

Exit Load : 0.50% if redeemed on or before 6 months otherwise Nil

Exit Load (For SIP): 0.50% for exit (repurchase/switch-out/SWP/STP) on or before 6 months from the date of allotment of each instalment.

Plans offered : Regular Plan and Direct Plan

Options offered (Under each plan) : Dividend, Growth & Bonus

Minimum Application Amount :

₹10,000 and in multiples of ₹100 thereafter. Systematic Investment Plan (SIP) availed.

Monthly option- ₹1000 per month for a minimum period of six months.

Quarterly Option - ₹1500 per quarter for a minimum period of 4 quarters.

Total Expense Ratio :

Regular Plan : 1.40 % p.a.

Direct Plan : 0.90 % p.a.

Asset Allocation :

Debt Market Instruments : 0% - 100%

Money Market Instruments : 0% - 100%

Modified Duration : 4.86 yrs

Average Maturity : 7.91 Yrs

Bloomberg code : IIFDBDB IN

About the Scheme

Objective : The investment objective of the scheme is to generate income and long term gains by investing in a range of debt and money market instruments of various maturities. The scheme will seek to flexibly manage its investment across the maturity spectrum with a view to optimize the risk return proposition for the investors.

Benchmark : CRISIL Composite Bond Fund Index.

Fund Manager : Mr. Rahul Aggarwal

Mr. Rahul Aggarwal, aged 31 years, is a PGDM from IIM Calcutta, B.E. (Computer Science) and Certified FRM (Financial Risk Manager). He has over 8 years of experience including experience in capital markets, especially on fixed income, credit risk, trading and portfolio management.

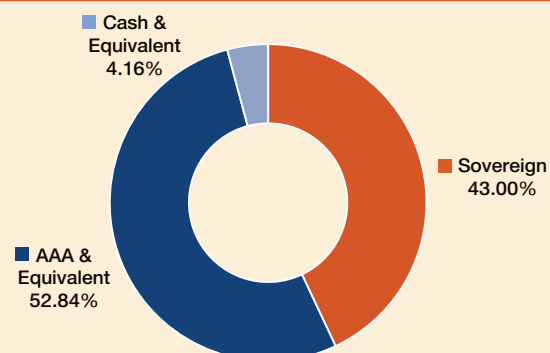
Mr. Aggarwal has been managing the current fund since its inception.

Holding as on September 30, 2013

Company/Issuer	Rating	%NAV
Government Securities		
GOI 08.33% 2026	SOVEREIGN	28.75%
GOI 08.20% 2025	SOVEREIGN	14.25%
Non Convertible Debentures		
HDFC Ltd.	CRISIL AAA	15.30%
Power Finance Corporation Ltd.	CRISIL AAA	14.98%
Rural Electrification Corporation Ltd.	ICRA AAA	14.57%
Infrastructure Development Finance Company Ltd.	ICRA AAA	7.99%
CBLO / Reverse Repo & Net Current Asset		4.16%
Total		100.00%

Performance of the scheme is not published since the scheme has not completed 12 Months.

Rating Profile



Mutual Fund investments are subject to market risks, read all scheme related documents carefully.

IIFL Short Term Income Fund

An Open ended Income Scheme



Low Risk (Blue)



The product is suitable for investors who are seeking:

- Income over short to medium term
- Investments primarily in money market and short term debt instruments.

(*Investors should consult their financial advisors if in doubt about whether the product is suitable for them.)

Scheme Details

NAV (30-09-2013) :

Regular Plan Growth : ₹10.0339

Direct Plan Growth : ₹10.0342

Dividend option	Regular Plan	Direct Plan
-----------------	--------------	-------------

Monthly	₹10.0339	-
---------	----------	---

Quarterly	-	-
-----------	---	---

Half yearly	₹10.0339	-
-------------	----------	---

Date of allotment : Sept. 20, 2013

Net AUM : ₹2087 Lakhs

Dematerialization : D-mat option available

Load Structure :

Entry Load : Nil,

Exit Load : 0.50% if redeemed on or before 3 months otherwise Nil

Exit Load (For SIP): 0.50% for exit (repurchase/switch-out/SWP/STP) on or before 3 months from the date of allotment of each instalment.

Plans offered : Regular Plan and Direct Plan

Options offered (Under each plan) : Dividend, Growth & Bonus

Minimum Application Amount :

₹10,000 and in multiples of ₹100 thereafter. Systematic Investment Plan (SIP) availed.

Monthly option- ₹1000 per month for a minimum period of six months.

Quarterly Option - ₹1500 per quarter for a minimum period of 4 quarters.

Total Expense Ratio :

Regular Plan : 0.50 % p.a.

Direct Plan : 0.45 % p.a.

Asset Allocation :

Money Market & Debt Instruments : 80% - 100% (Maturity <3 Years)

Debt Market Instruments : 0% - 20% (Maturity <5 Years)

Modified Duration : 0.33 yrs

Average Maturity : 0.36 Yrs

Bloomberg code : IIFSTDG IN

About the Scheme

Objective : The investment objective of the scheme is to seek to generate income and capital appreciation through investment in debt instruments and money market instruments and to achieve stable returns over shorter-term investment horizons

Benchmark : CRISIL Short Term Bond Fund Index.

Fund Manager : Mr. Rahul Aggarwal

Mr. Rahul Aggarwal, aged 31 years, is a PGDM from IIM Calcutta, B.E. (Computer Science) and Certified FRM (Financial Risk Manager). He has over 8 years of experience including experience in capital markets, especially on fixed income, credit risk, trading and portfolio management.

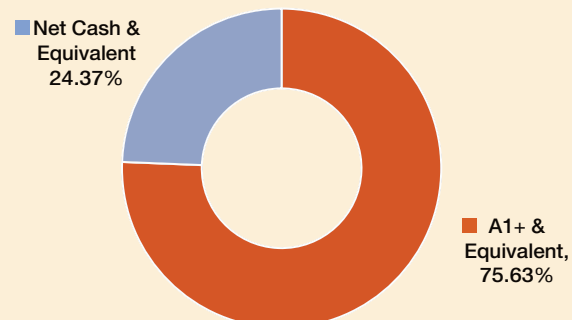
Mr. Aggarwal has been managing the current fund since its inception.

Holding as on September 30, 2013

Company/Issuer	Rating	%NAV
Certificate of Deposit		
Punjab National Bank	CARE A1+	22.93%
Canara Bank	CRISIL A1+	22.90%
State Bank Of Patiala	ICRA A1+	22.90%
Oriental Bank Of Commerce	CRISIL A1+	6.90%
CBLO / Reverse Repo & Net Current Asset		24.37%
Total		100.00%

Performance of the scheme is not published since the scheme has not completed 12 Months.

Rating Profile



Mutual Fund investments are subject to market risks, read all scheme related documents carefully.