

IIFL Focused Equity Fund

An open-ended equity scheme investing in maximum 30 multicap stocks



SUMMARY

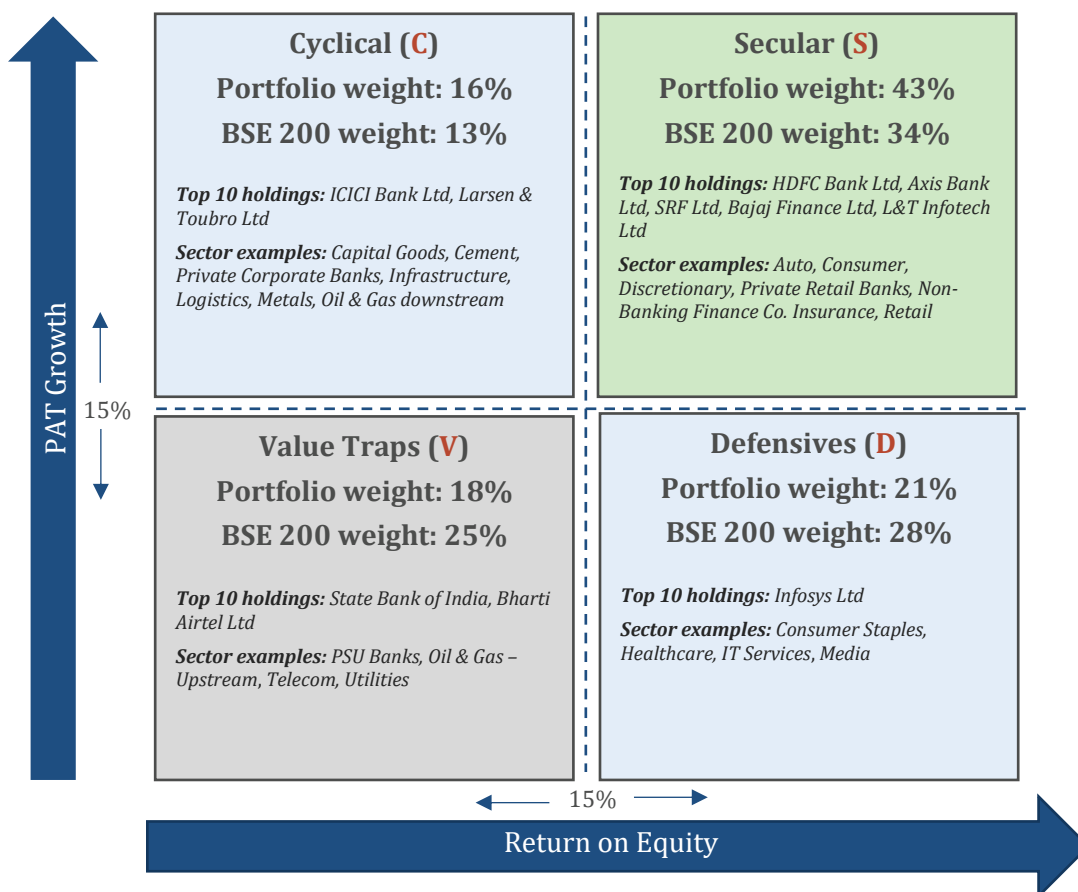
Scheme Name	IIFL Focused Equity Fund (An open-ended equity scheme investing in maximum 30 multicap stocks)
Investment Objective	The investment objective of the scheme is to generate long term capital appreciation for investors from a portfolio of equity and equity related securities. However, there can be no assurance or guarantee that the investment objective of the scheme would be achieved
Category	Focused Fund
Fund Manager	Mr. Mayur Patel
Inception Date	30 th October 2014
AUM	Rs. 2,287.34 crore (as of August 31, 2021)

KEY FEATURES

Concentrated portfolio of up to 30 high conviction stocks

- Bottom up sector-agnostic investment approach
- Optimum mix of large cap, mid cap and small cap (Large cap biased with ~70% in large cap stocks)
- The scheme follows a **SCDV** (Secular, Cyclical, Defensives and Value Trap) investment framework

SCDV INVESTMENT FRAMEWORK



S- Secular – Companies with consistent ROE & PAT growth > 15%

C- Cyclical – Companies with PAT growth > 15% but ROE < 15%

D- Defensive – Companies with ROE > 15% but PAT growth < 15%

V- Value Traps – Companies with both ROE & PAT growth < 15%

IIFL Focused Equity Fund

An open-ended equity scheme investing in maximum 30 multicap stocks

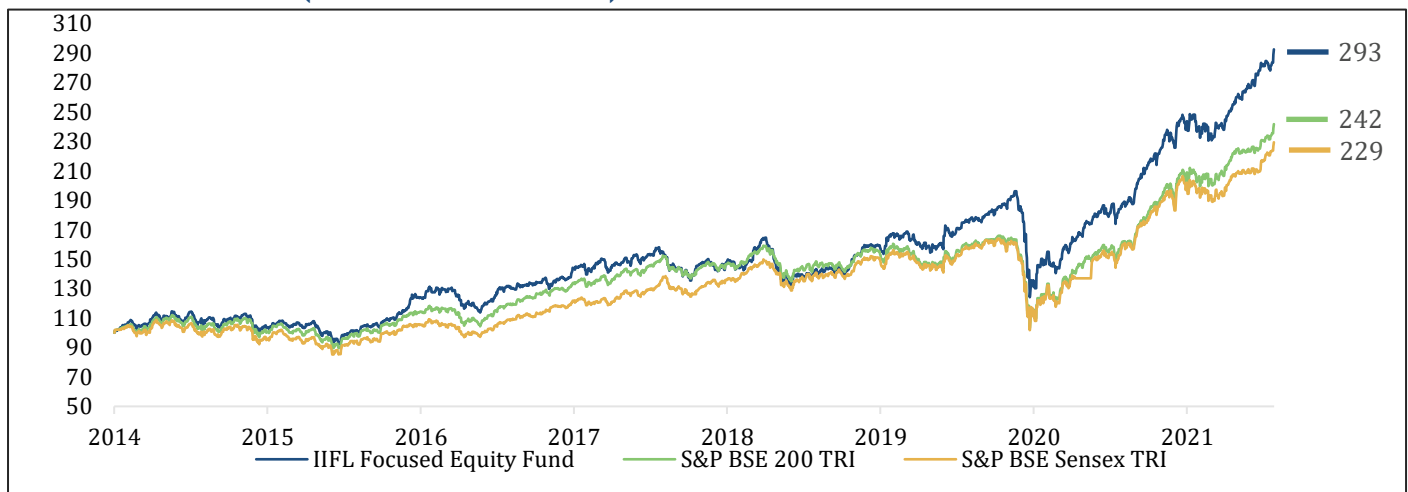


SCHEME PERFORMANCE

Scheme/ Benchmark	31-Aug-20 to 31-Aug -21	PTP (INR)	31-Aug-18 to 31-Aug -21	PTP (INR)	31-Aug-16 to 31-Aug -21	PTP (INR)	Since Inception	PTP (INR)
IIFL Focused Equity Fund - Reg - Growth	61.73%	16173	21.08%	17753	17.95%	22831	16.99%	29251
IIFL Focused Equity Fund - Dir - Growth	63.57%	16357	22.74%	18489	19.55%	24418	18.47%	31885
Benchmark^	55.45%	15545	14.96%	15193	15.82%	20844	13.77%	24175
Additional Benchmark&	50.55%	15055	15.49%	15406	16.48%	21442	12.90%	22940

Past performance may or may not be sustained in future. Different plans shall have different expense structure. As on August 31, 2021; Point to Point (PTP) returns in ₹ is based on standard investment of ₹10,000; Since Inception date is October 30, 2014; ^S&P BSE 200 TRI; *S&P BSE Sensex TRI; Managed by the fund manager since November 11, 2019. The performance of the scheme is benchmarked to the Total Return variant of the Index

NAV MOVEMENT (SINCE INCEPTION) REBASED TO ₹100



Past performance may or may not be sustained in future. Performance is given for the Regular Plan. - Growth Option All the values are re-based to 100.

SIP - If you had invested ₹10,000 every month

Scheme / Benchmark	31-Aug-20 to 31-Aug-21	31-Aug-18 to 31-Aug-21	31-Aug-16 to 31-Aug-21	Since Inception
Total Amount Invested (₹)	1,20,000	3,60,000	6,00,000	8,10,000
Total Value as on August 31, 2021(₹)	1,56,266	6,00,144	11,07,583	16,78,852
Returns	60.40%	36.18%	24.78%	21.28%
Total Value of Benchmark: S&P BSE 200 TRI (₹)	1,52,166	5,46,268	9,90,117	14,77,517
Benchmark: S&P BSE 200 TRI	53.17%	29.05%	20.14%	17.53%
Total Value of Benchmark: S&P BSE Sensex TRI (₹)	1,49,806	5,34,126	9,96,826	14,80,995
Additional Benchmark: S&P BSE Sensex TRI	49.05%	27.38%	20.41%	17.60%

(Inception date :30-Oct-2014) (First Installment date :01-Dec-2014)

Source: MFI Explorer; Above returns are calculated assuming investment of ₹10,000/- on the 1st working day of every month. CAGR return are computed after accounting for the cash flow by using XIRR method (investment internal rate of return) for Regular Plan -Growth option. The above investment simulation is for illustrative purposes only and should not be construed as a promise on minimum returns and safeguard of capital. Managed by the fund manager since November 11, 2019. The performance of the scheme is benchmarked to the Total Return variant of the Index.

IIFL Focused Equity Fund

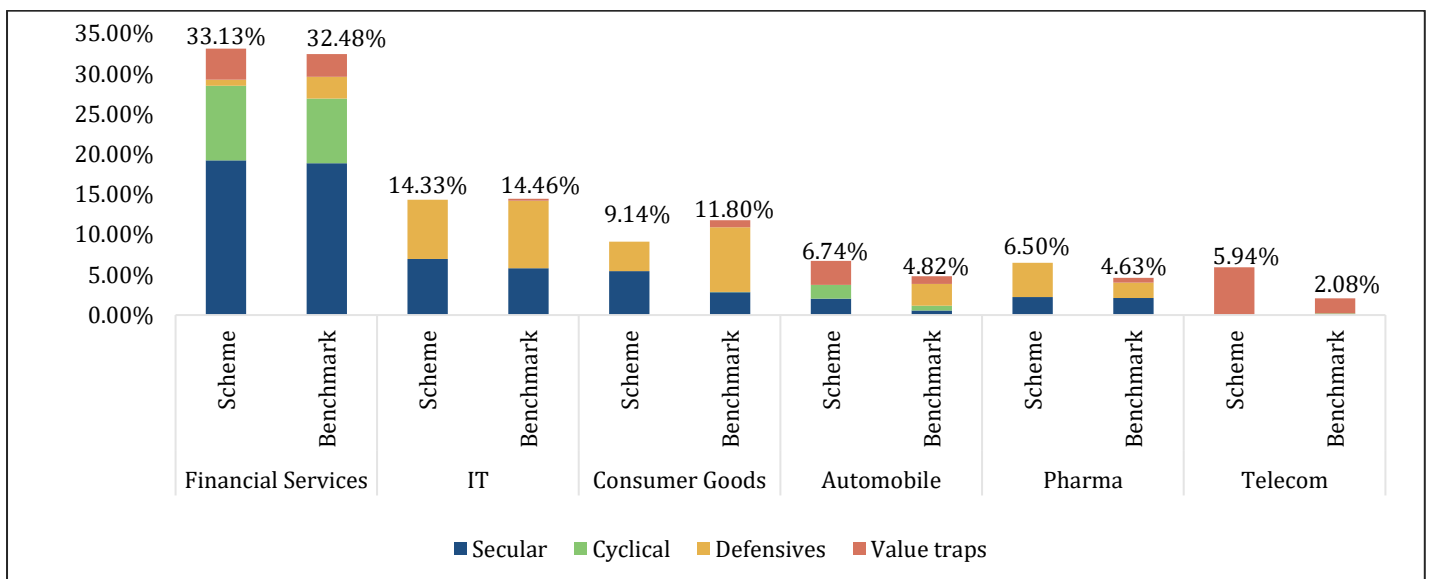
An open-ended equity scheme investing in maximum 30 multicap stocks



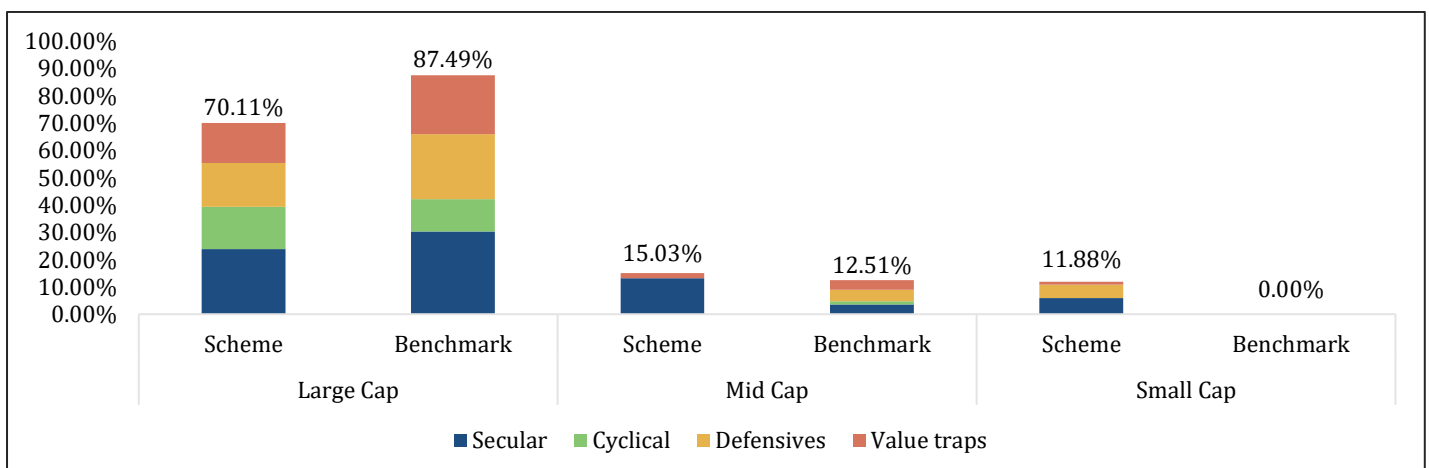
TOP 10 HOLDINGS

Company	Weight (%)	Allocation under the SCDV framework
ICICI Bank Limited	9.28%	Cyclical
Infosys Limited	7.34%	Defensive
HDFC Bank Limited	6.58%	Secular
Axis Bank Limited	5.15%	Secular
Larsen & Toubro Limited	4.60%	Cyclical
Bharti Airtel Limited	4.13%	Value Trap
SRF Limited	4.05%	Secular
Bajaj Finance Limited	3.96%	Secular
Larsen & Toubro Infotech Limited	3.95%	Secular
State Bank of India	3.84%	Value Trap
Cash & cash equivalents [@]	2.98%	

TOP 6 SECTOR ALLOCATION



MARKET CAPITALIZATION



IIFL Focused Equity Fund

An open-ended equity scheme investing in maximum 30 multicap stocks



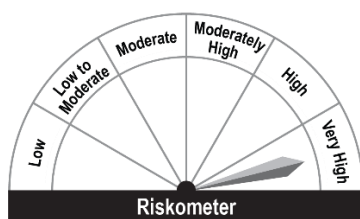
FUND MANAGER PROFILE



Mayur Patel, Fund Manager

Mr. Mayur Patel has over 15 years of work experience including investment management and research experience of more than 10 years. Prior to joining IIFL Asset Management Limited, he managed equity portfolios of DSP BlackRock Equity Savings Fund and MIP Fund at DSP BlackRock Investment Managers (a joint venture between BlackRock and the DSP Group in India). Mr. Patel joined DSP BlackRock in 2013 as an Equity Analyst responsible for origination and dissemination of ideas across energy, industrials and utilities sectors. Earlier, he was associated with Spark Capital as Lead Analyst, Energy in their Institutional Equities division and has also worked with Tata Motors and CRISIL. He is a Chartered Accountant and a CFA charter holder.

RISK-O-METER



Investors understand that their principal will be at Very High Risk

Investors understand that their principal will be at very high risk

THIS PRODUCT IS SUITABLE FOR INVESTORS WHO ARE SEEKING:

- Capital appreciation over long-term;
- Investment predominantly in equity and equity related instruments.

Investors should consult their financial advisers if in doubt about whether the product is suitable for them

Notes – All data in this document are as of August 31, 2021. \$Mr. Mayur Patel, has been managing the scheme since November 11, 2019. @Cash and cash equivalents include 3.02% of TREPS (Tri Party Repo Dealing System) and (0.04%) of net receivables. In this document we classify large cap companies as the 1st -100th company in terms of full market capitalization, mid cap companies as the 101st -250th company in terms of full market capitalization and small cap companies as the 251st company onwards in terms of full market capitalization. The consolidated list of stocks in terms of full market capitalization is as per the list uploaded by AMFI, in terms of SEBI circulars dated October 6, 2017 and December 4, 2017. For sector allocation and market capitalization exhibits, the scheme is IIFL Focused Equity Fund and the benchmark is S&P BSE 200 TRI

DISCLAIMER

The above commentary/opinions/in house views/strategy incorporated herein is provided solely to enhance the transparency about the investment strategy / theme of the Scheme and should not be treated as endorsement of the views / opinions or as an investment advice. The above commentary should not be construed as a research report or a recommendation to buy or sell any security. The information / data herein alone is not enough and shouldn't be used for the development or implementation of an investment strategy. The above commentary has been prepared based on information, which is already available in publicly accessible media or developed through analysis of IIFL Mutual Fund. The information/ views / opinions provided is for informative purpose only and may have ceased to be current by the time it may reach the recipient, which should be considered before interpreting this commentary. The recipient should note and understand that the information provided above may not contain all the material aspects relevant for making an investment decision and the stocks may or may not continue to form part of the scheme's portfolio in future. The decision of the Investment Manager may not always be profitable as such decisions are based on the prevailing market conditions and the understanding of the Investment Manager. Actual market movements may vary from the anticipated trends. The statements made herein may include statements of future expectations and other forward-looking statements that are based on our current views and assumptions and involve known and unknown risks and uncertainties that could cause actual results, performance or events to differ materially from those expressed or implied in such statements. This information is subject to change without any prior notice. The Company reserves the right to make modifications and alterations to this statement as may be required from time to time. Neither IIFL Mutual Fund / IIFL Asset Management Ltd, its associates, directors or representatives shall be liable for any damages whether direct or indirect, incidental, punitive special or consequential including lost revenue or lost profits that may arise from or in connection with the use of the information.

Mutual fund investments are subject to market risks, read all scheme related documents carefully.